

Gas Fund

Wilson Energy's natural gas utility safely provides reliable natural gas service at the lowest reasonable cost, with exceptional customer service in an environmentally responsible manner for the citizens of the City of Wilson and the surrounding area.

GAS FUND

COUNCIL GOALS

Building a Better Wilson	Economic Development	Infrastructure	Homes and Neighborhoods	Downtown	Recreation and Parks	Community Involvement
1	2	3	4	5	6	7

Department Goals and Initiatives	Link to Council Goals
1. Plan and install gas mains and services as required by new customers and maintain all existing mains and services in accordance with federal regulations to include replacement as necessary	2,3
2. Seek opportunities to lower the cost of gas supply/maintain affordable rates	1,2,3,4,5,6,7
3. Promote energy conservation, utilization of natural gas for home and water heating, and continue to seek ways to improve utilization of existing resources	1,2,3,4,5,6,7
4. Promote economic development by providing reliable natural gas to industrial and commercial establishments/offer firm and interruptible options, and provide opportunities for customer hedging	2,3

REVENUE AND EXPENDITURE SUMMARY

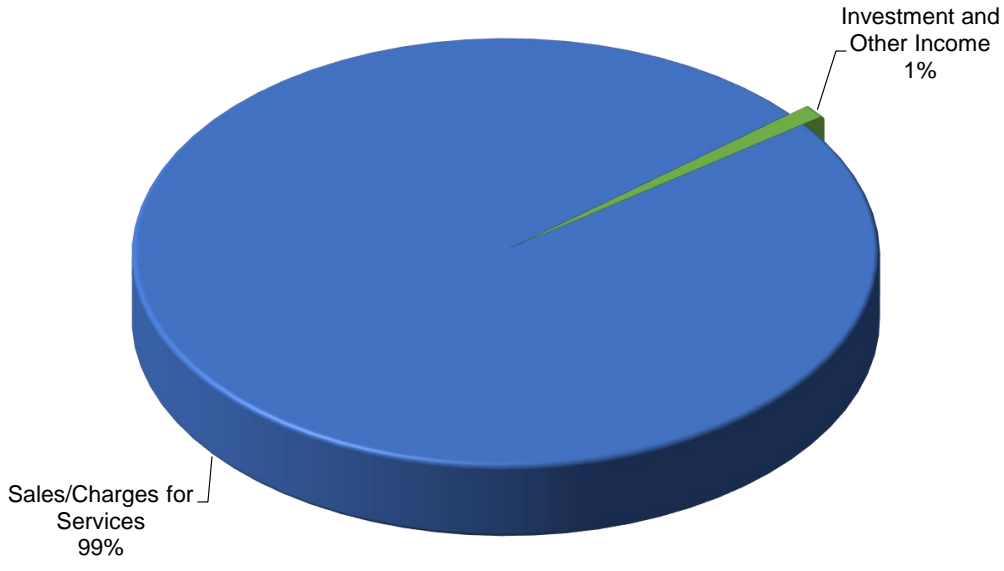
GAS

	2022-23 Actual	2023-24 Actual	2024-25 Original Budget	2024-25 Amended Budget	2025-26 Adopted Budget
<i>Revenues, Other Sources, and Fund Balance</i>					
Sales/Charges for Service	\$ 22,502,667	\$ 19,837,175	\$ 21,022,000	\$ 21,022,000	\$ 20,724,370
Miscellaneous Income	66,176	64,418	5,000	5,000	15,000
Investment Income	296,475	614,364	-	-	150,000
Interfund Loan Repayment	234,545	-	-	-	-
Fund Balance Appropriated	-	-	-	260,155	-
TOTAL	\$ 23,099,863	\$ 20,515,957	\$ 21,027,000	\$ 21,287,155	\$ 20,889,370

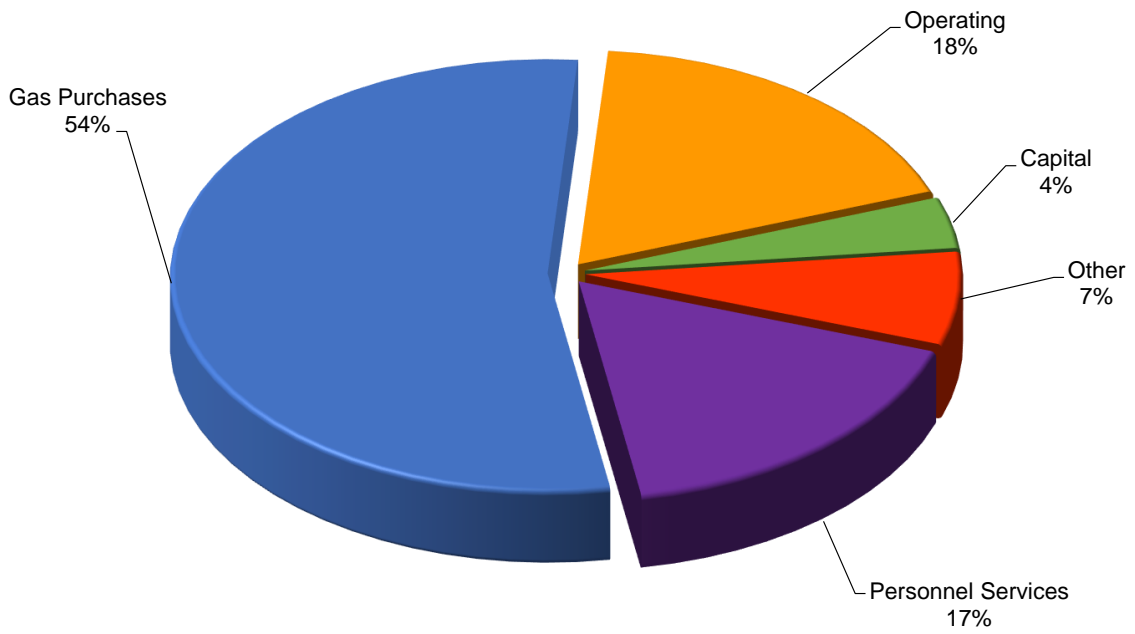
Expenditures and Other Uses

Gas Administration	\$ 2,486,151	\$ 2,428,407	\$ 3,192,390	\$ 3,195,890	\$ 3,306,570
Gas Distribution	3,953,367	4,295,349	4,458,180	4,701,265	4,374,340
Utility Locators	177,609	168,145	173,460	187,030	284,780
Gas Purchases	12,310,650	10,105,315	11,706,350	11,706,350	11,250,000
Governmental Projects	9,570	9,570	9,570	9,570	267,570
Debt Service	255,676	275,759	259,820	259,820	259,990
Interfund Transfers Out					
Capital Reserve	1,200,000	-	-	-	-
Other Funds	1,032,850	1,032,850	1,032,850	1,032,850	1,032,850
Payment in Lieu of Tax	197,960	209,160	194,380	194,380	113,270
TOTAL	\$ 21,623,833	\$ 18,524,555	\$ 21,027,000	\$ 21,287,155	\$ 20,889,370

Revenues / Sources



Expenditures / Uses



REVENUES, OTHER SOURCES, AND FUND BALANCE

GAS

	2022-23 Actual	2023-24 Actual	2024-25 Original Budget	2024-25 Amended Budget	2025-26 Adopted Budget
SALES/CHARGES FOR SERVICES					
Sales to General Consumers	\$ 21,950,333	\$ 19,314,020	\$ 20,482,900	\$ 20,482,900	\$ 20,184,170
Sales to Other Distributors	355,328	355,328	355,000	355,000	355,000
Sales to Other Utilities	197,006	167,827	184,100	184,100	185,200
Sub-Total	22,502,667	19,837,175	21,022,000	21,022,000	20,724,370
MISCELLANEOUS INCOME	66,176	64,418	5,000	5,000	15,000
INVESTMENT INCOME	296,475	614,364	-	-	150,000
INTERFUND LOAN REPAYMENT	234,545	-	-	-	-
FUND BALANCE APPROPRIATED					
Encumbrance Balance	-	-	-	260,155	-
Sub-Total	-	-	-	260,155	-
Total	\$ 23,099,863	\$ 20,515,957	\$ 21,027,000	\$ 21,287,155	\$ 20,889,370

CHARGES FOR SALES AND SERVICE

Sales to General Consumers	This revenue represents retail natural gas sales to residential, commercial, and industrial customers.
Sales to Other Utilities	This category represents the sale of natural gas to other utility operations of the City.

MISCELLANEOUS INCOME

This category includes the late payment penalty, proceeds from the disposal of old equipment, etc.

INTERFUND LOAN REPAYMENT

This revenue represents interest received from interfund loans.

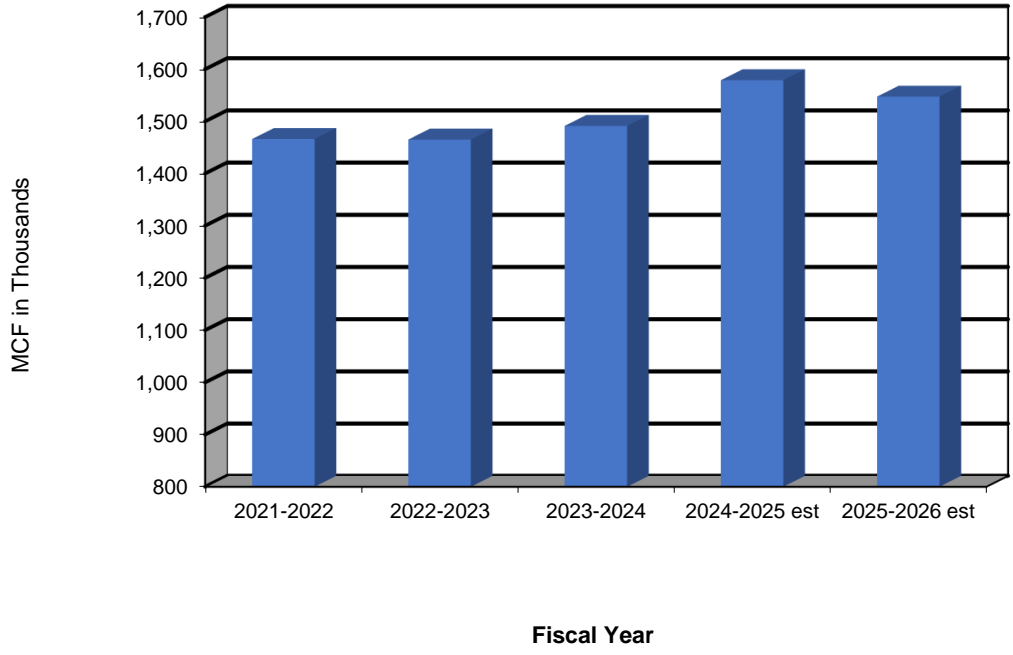
INVESTMENT INCOME

This represents the Gas Fund's share of the interest earned on and the capital gains from the sale of the City's investments.

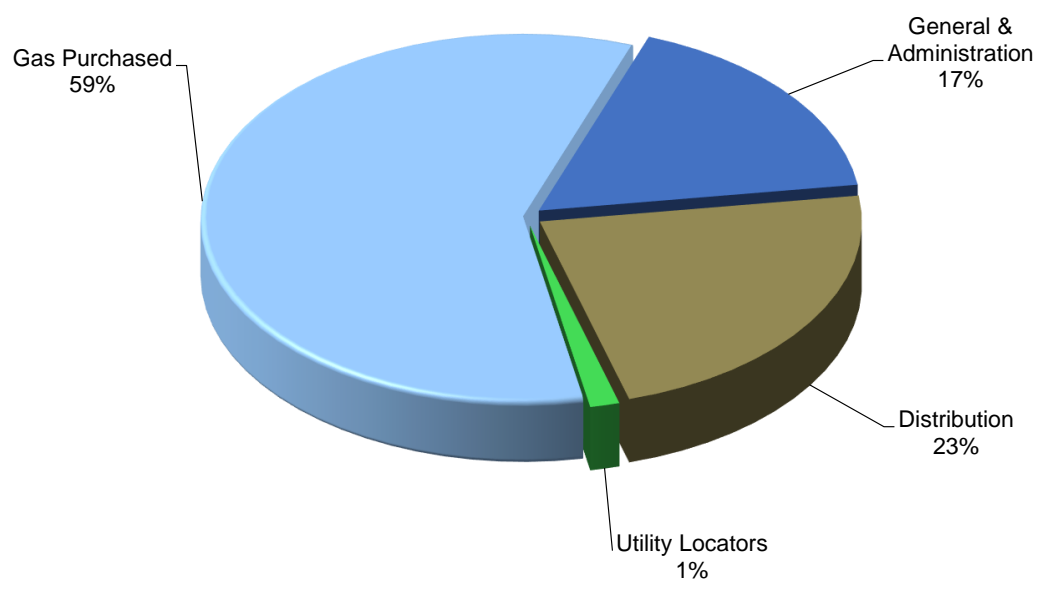
FUND BALANCE

Fund Balance Appropriated	This represents an appropriation of some portion of the fund balance as of the close of the preceding fiscal year to help finance the activities of the subsequent year.
Encumbrance Balance	This represents the amount of fund balance at the close of the preceding fiscal year for the financial commitments that are re-appropriated in the subsequent year's budget.

Gas Sold



Gas Division Estimated Expenditures 2025-2026



EXPENDITURE SUMMARY**GAS**

	2022-23 Actual	2023-24 Actual	2024-25 Original Budget	2024-25 Amended Budget	2025-26 Adopted Budget
Gas Administration					
Personnel Services	\$ 148,732	\$ 88,152	\$ 182,700	\$ 182,700	\$ 257,810
Operating Expenses	2,337,419	2,340,255	3,009,690	3,013,190	3,048,760
Subtotal	2,486,151	2,428,407	3,192,390	3,195,890	3,306,570
Gas Distribution					
Personnel Services	2,574,141	2,685,037	3,002,500	3,020,500	3,132,160
Operating Expenses	542,799	552,402	678,180	718,459	682,180
Recovered Costs	(219)	-	(140,000)	(140,000)	(140,000)
Capital Outlay	836,646	1,057,910	917,500	1,102,306	700,000
Subtotal	3,953,367	4,295,349	4,458,180	4,701,265	4,374,340
Utility Locators					
Personnel Services	135,659	150,048	150,060	153,060	166,510
Operating Expenses	43,722	45,285	58,510	69,080	65,680
Recovered Costs	(26,274)	(27,188)	(35,110)	(35,110)	(39,410)
Capital Outlay	24,502	-	-	-	92,000
Subtotal	177,609	168,145	173,460	187,030	284,780
Gas Purchases					
Operating Expenses	12,310,650	10,105,315	11,706,350	11,706,350	11,250,000
Subtotal	12,310,650	10,105,315	11,706,350	11,706,350	11,250,000
Other Expenditures					
Debt Service	\$ 255,676	\$ 275,759	\$ 259,820	\$ 259,820	\$ 259,990
Governmental Projects	9,570	9,570	9,570	9,570	267,570
Transfer to General Fund	921,850	921,850	921,850	921,850	921,850
Transfer to General Fund - PILOT (Payment in lieu of taxes)	197,960	209,160	194,380	194,380	113,270
Transfer to Mass Transit Fund	111,000	111,000	111,000	111,000	111,000
Transfer to Gas Capital Reserve Fund	1,200,000	-	-	-	-
Subtotal	2,696,056	1,527,339	1,496,620	1,496,620	1,673,680
Grand Total	\$ 21,623,833	\$ 18,524,555	\$ 21,027,000	\$ 21,287,155	\$ 20,889,370

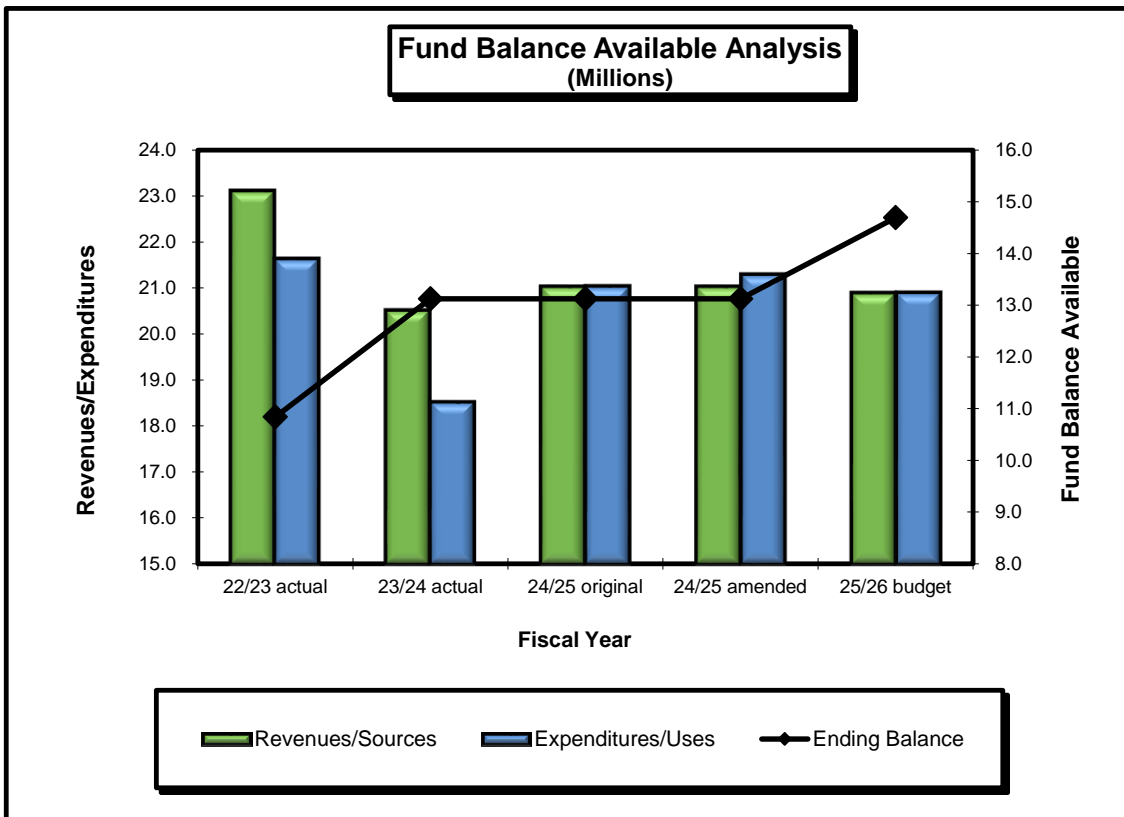
FUND BALANCE AVAILABLE

GAS

	2022-23 Actual	2023-24 Actual	2024-25 Original Budget	2024-25 Amended Budget	2025-26 Adopted Budget
Revenues/Other Financing Sources (OFS)	\$23,099,863	\$20,515,957	\$21,027,000	\$21,027,000	\$ 20,889,370
Expenditures/Other Financing Uses (OFU)	<u>21,623,833</u>	<u>18,524,555</u>	<u>21,027,000</u>	<u>21,287,155</u>	<u>20,889,370</u>
Revenues/OFS Over (Under) Expenditures/OFU	<u>\$ 1,476,030</u>	<u>\$ 1,991,402</u>	<u>\$ -</u>	<u>\$ (260,155)</u>	<u>\$ -</u>
Fund Balance Appropriated	<u>\$ 638,470</u>	<u>\$ 2,920,696</u>	<u>\$ -</u>	<u>\$ 260,155</u>	<u>\$ -</u>
Fund Balance - Beginning of Year	\$ 9,083,295	\$ 10,840,639	\$ 13,126,332	\$ 13,126,332	\$ 14,692,322 **
Increase (Decrease)	<u>1,757,344</u>	<u>2,285,693</u>	<u>-</u>	<u>-</u>	<u>-</u> *
Fund Balance - End of Year	<u><u>\$ 10,840,639</u></u>	<u><u>\$ 13,126,332</u></u>	<u><u>\$ 13,126,332</u></u>	<u><u>\$ 13,126,332</u></u>	<u><u>\$ 14,692,322</u></u>

*Excludes Encumbrances Reappropriated in the amount of \$ 260,155

**FY2026 Fund Balance - Beginning of Year is based on an estimated actual Fund Balance - End of Year for FY2025



EXPENDITURE SUMMARY:

	2022-23 Actual	2023-24 Actual	2024-25 Original Budget	2024-25 Amended Budget	2025-26 Adopted Budget
Personnel Services	\$ 2,858,532	\$ 2,923,237	\$ 3,335,260	\$ 3,356,260	\$ 3,556,480
Operating Expenses	15,234,590	13,043,257	15,452,730	15,507,079	15,046,620
Recovered Costs	(26,493)	(27,188)	(175,110)	(175,110)	(179,410)
Capital Outlay	<u>861,148</u>	<u>1,057,910</u>	<u>917,500</u>	<u>1,102,306</u>	<u>792,000</u>
TOTAL	<u>\$ 18,927,777</u>	<u>\$ 16,997,216</u>	<u>\$ 19,530,380</u>	<u>\$ 19,790,535</u>	<u>\$ 19,215,690</u>

PERSONNEL SUMMARY

GAS

Class Title	Salary Range	2023-24 Authorized	2024-25 Authorized	2025-26 Authorized
Gas Distribution (6502)				
Gas Distribution Manager	27	1	1	1
Gas Regulatory Compliance Supervisor	25	1	1	1
Gas Meter and Regulator Supervisor	25	1	1	1
Gas Distribution Supervisor	25	1	1	1
Welder	23	3	3	3
Gas Engineer I-III	22-25	1	1	1
Gas Staking Technician I-II	18-19	0	1	1
GIS Technician I-III	18,19,21	1	0	0
Gasline Technician I-III & Lead	16-23	12	12	12
Utility Locators (6503)				
Utility Locator I-II	16-19	4	4	4
Full-time		25	25	25

Redistribution Notes:

Position Title:	From:	To:	Percent:
Utility Locators (4)	Gas Utility Locators 6503	Electric Distribution 6005	25%
		Broadband Operations 6302	10%
		Water Distribution 7003	25%
Enterprise Services Director	Electric Administration 6001	Gas Administration 6501	30%
Director of Wilson Energy	Electric Administration 6001	Gas Administration 6501	20%
Administrative Assistant	Electric Administration 6001	Gas Administration 6501	45%
Administrative Technician	Key Accounts and Marketing 6006	Gas Administration 6501	20%
Energy Services Manager	Key Accounts and Marketing 6006	Gas Administration 6501	20%
Unified Communications Center (14)	Unified Communications Center 6307	Gas Distribution 6502	29%
Traffic Technician (5)	Parking and Traffic 5008	Gas Distribution 6502	5%

CAPITAL OUTLAY**GAS**

Item	New/ Replacement	2025-26 Budget
Gas Distribution (6502)		
Cable and Pipe Locator	N	5,500
Underground Utility Locator	N	6,500
Two (2) Two Wheel Drive Trucks	R	80,000
One (1) 4x4 Utility Crew Truck	R	100,000
Gas Mains	N	100,000
Steel Mains	N	100,000
Gas Services	N	200,000
Consumer Meters	N	200,000
Total		792,000

Impact of Capital Outlay on Operating Budget: None

Note: Any direct impact on the operating budget from capital items identified for replacement or new purchase in FY 2026 will result from a reduction to the maintenance and/or repair costs previously experienced on the older items. This amount of reduction varies and for this reason is not extrapolated and built into the operating budget.

GAS ADMINISTRATION

DESCRIPTION OF SERVICES:

Gas Administration is responsible for providing planning, budgeting, and general leadership to the natural gas fund operations. These activities include training and career development for employees, administering personnel programs, promoting conservation, marketing, and public relations, monitoring and recommending rate adjustments, spot gas purchases and calculating negotiated rates, maintaining appropriate utility files and records, providing effective and efficient contractual services, and maintaining a safe and reliable gas system.

PROGRAM GOALS AND INITIATIVES:

- Provide reliable, safe natural gas services at affordable prices
- Provide timely and dependable responses to customers' needs for new gas services, response to customer concerns, and all gas utilization requirements
- Provide planning and engineering for the growth and maintenance of the gas system
- Manage the procurement of natural gas supply and control purchased gas cost to allow affordable customer rates
- Maintain compliance with federal pipeline safety requirements as mandated by the USDOT/assist and cooperate with NCUC periodic inspections
- Provide administrative services for the Gas Division including cost accounting, budgeting, personnel support, and promote a safe and healthy work environment
- Promote economic development by assisting the Wilson Economic Development Council with infrastructure planning, system improvements, cost, and rate data

EXPENDITURE SUMMARY:

	2022-23 Actual	2023-24 Actual	2024-25 Original Budget	2024-25 Amended Budget	2025-26 Adopted Budget
Personnel Services	\$ 148,732	\$ 88,152	\$ 182,700	\$ 182,700	\$ 257,810
Operating Expenses	<u>2,337,419</u>	<u>2,340,255</u>	<u>3,009,690</u>	<u>3,013,190</u>	<u>3,048,760</u>
TOTAL	<u>\$ 2,486,151</u>	<u>\$ 2,428,407</u>	<u>\$ 3,192,390</u>	<u>\$ 3,195,890</u>	<u>\$ 3,306,570</u>

PERFORMANCE INDICATORS:

Department Goal(s)	Outputs	2023-24 Actual	2024-25 Estimated	2025-26 Goal
1	Total gas customers	13,637	13,650	13,700
1,4	Key Account Interruptible natural gas customers	6	6	6
1,2	Serious safety/USDOT violations	None	None	None
1,4	On-time assistance for WEDC for clients	100%	100%	100%

GAS DISTRIBUTION

DESCRIPTION OF SERVICES:

Gas Distribution is responsible for providing safe and dependable supply of natural gas to our customers, O&M activities of our gas infrastructure, training division employees to PHMSA standards, complying with all PHMSA regulations, responding to gas related emergencies, and maintaining computerized gas infrastructure records.

PROGRAM GOALS AND INITIATIVES:

- Maintain the highest level of safety and integrity of our natural gas system
- Meet customer expectations in regards to customer service, installation of services, and timely response to gas emergencies
- Work within the scope of the division, city, state, and federal policies and procedures of the O&M of our gas system
- Deliver natural gas in a safe and dependable manner
- Improve customer and first responder awareness of safety and uses of natural gas
- Computerize and maintain all gas facility records
- Perform timely leak and CP surveys, critical valve inspections, and regulator inspections

EXPENDITURE SUMMARY:

	2022-23 Actual	2023-24 Actual	2024-25 Original Budget	2024-25 Amended Budget	2025-26 Adopted Budget
Personnel Services	\$ 2,574,141	\$ 2,685,037	\$ 3,002,500	\$ 3,020,500	\$ 3,132,160
Operating Expenses	542,799	552,402	678,180	718,459	682,180
Recovered Costs	(219)	-	(140,000)	(140,000)	(140,000)
Capital Outlay	836,646	1,057,910	917,500	1,102,306	700,000
TOTAL	\$ 3,953,367	\$ 4,295,349	\$ 4,458,180	\$ 4,701,265	\$ 4,374,340

PERFORMANCE INDICATORS:

Department Goal(s)	Outputs	2023-24 Actual	2024-25 Estimated	2025-26 Goal
1	New gas services installed	100	122	142
1	Gas mains installed (miles)	1.96	2.85	3.00
1,2,3	Leaks repaired	346	346	346

UTILITY LOCATORS

DESCRIPTION OF SERVICES:

Utility Locators are responsible for the timely and accurate response to locate the City's gas, electric, water, and broadband facilities as requests are made through the NCOC system.

PROGRAM GOALS AND INITIATIVES:

- Provide utility locating services for all gas, electric, water, and broadband infrastructure
- Protect the City's investment in its underground facilities
- Communicate any deviations/changes to the City's GIS team for proper map placement

EXPENDITURE SUMMARY:

	2022-23 Actual	2023-24 Actual	2024-25 Original Budget	2024-25 Amended Budget	2025-26 Adopted Budget
Personnel Services	\$ 135,659	\$ 150,048	\$ 150,060	\$ 153,060	\$ 166,510
Operating Expenses	43,722	45,285	58,510	69,080	65,680
Recovered Costs	(26,274)	(27,188)	(35,110)	(35,110)	(39,410)
Capital Outlay	24,502	-	-	-	92,000
TOTAL	\$ 177,609	\$ 168,145	\$ 173,460	\$ 187,030	\$ 284,780

PERFORMANCE INDICATORS:

Department Goal(s)	Outputs	2023-24 Actual	2024-25 Estimated	2025-26 Goal
1	Locates performed annually	9,249	11,350	12,000
1	Mismarked gas lines	3	4	0

PURCHASE OF GAS

DESCRIPTION OF SERVICES:

Purchase natural gas in a timely and cost-effective manner as needed/utilized by Wilson Energy customers.

PROGRAM GOALS AND INITIATIVES:

- Purchase natural gas in the most economical way as required to meet the demand of customers
- Manage purchases based on expected sales/utilize hedging seasonally to manage cost
- Utilize negotiable/interruptible rate to sell gas to customers with alternative fuel capability to allow flexibility to shed available load during critical peak loads
- Explore every opportunity to purchase natural gas in the most economical manner to meet the needs of customers, including making future purchases and utilizing prepay gas agreements
- Watch weather forecast and estimate usage based on previous usage in similar weather conditions to determine when interruptible customers should be curtailed to maximize use of facilities and minimize cost

EXPENDITURE SUMMARY:

	2022-23 Actual	2023-24 Actual	2024-25 Original Budget	2024-25 Amended Budget	2025-26 Adopted Budget
Operating Expenses	\$ 12,310,650	\$ 10,105,315	\$11,706,350	\$11,706,350	\$ 11,250,000
TOTAL	\$ 12,310,650	\$ 10,105,315	\$11,706,350	\$11,706,350	\$ 11,250,000

PERFORMANCE INDICATORS:

Department Goal(s)	Outputs	2023-24 Actual	2024-25 Estimated	2025-26 Goal
1	Natural gas accounts	13,637	13,650	13,700
2,4	Hedged purchases	50%	50%	50%
2,4	Settle price/spot gas purchases	50%	50%	50%
2,4	Interruptions of natural gas customers (days)	6	3	1

OTHER EXPENDITURES

DESCRIPTION OF SERVICES:

Rocky Mount/Wilson Regional Airport support is included to benefit Wilson area, particularly diversified industrial operations.

PROGRAM GOALS AND INITIATIVES:

- Contribute to various intergovernmental agencies and programs that provide a variety of services to the citizens of Wilson
- Rocky Mount/Wilson Airport: a) Continue to grow and increase air service availability to service area; b) Provide a first-class facility for its corporate business users; c) Conduct financially sound operation

EXPENDITURE SUMMARY:

	2022-23 Actual	2023-24 Actual	2024-25 Original Budget	2024-25 Amended Budget	2025-26 Adopted Budget
Operating Expenses	\$ 9,570	\$ 9,570	\$ 9,570	\$ 9,570	\$ 267,570
TOTAL	\$ 9,570	\$ 9,570	\$ 9,570	\$ 9,570	\$ 267,570

PERFORMANCE INDICATORS:

Department Goal(s)	Outputs	2023-24 Actual	2024-25 Estimated	2025-26 Goal
N/A	Review annual budget request to ensure budget aligns with City's growth initiative	100%	100%	100%

DEBT SERVICE

DESCRIPTION OF SERVICES:

Revenue bond principal, revenue bond interest, certificates of participation and installment-purchasing are financing opportunities for natural gas capital requirements.

PROGRAM GOALS AND INITIATIVES:

- Provide financing and subsequent repayment of obligations incurred for Gas Fund purposes
- Meet current debt obligations in a timely manner
- Meet all legal requirements applicable to local government financing
- Comply with all Internal Revenue Service rules and regulations pertaining to tax-exempt debt

EXPENDITURE SUMMARY:

	2022-23 Actual	2023-24 Actual	2024-25 Original Budget	2024-25 Amended Budget	2025-26 Adopted Budget
Operating Expenses	\$ 255,676	\$ 275,759	\$ 259,820	\$ 259,820	\$ 259,990
TOTAL	\$ 255,676	\$ 275,759	\$ 259,820	\$ 259,820	\$ 259,990

PERFORMANCE INDICATORS:

Department Goal(s)	Outputs	2023-24 Actual	2024-25 Estimated	2025-26 Goal
N/A	Timely servicing of debt obligation	100%	100%	100%
N/A	Compliance to all regulatory guidelines and covenants	100%	100%	100%